

## "Formulate Display"

### Formulate Arch 6M

Website Ref: **Formulate19**



### Formulate Arch 6M

Website Ref: **Formulate19**

Overall = **W6.0m x H4.0m x D1.0m**

#### Graphics

Total Area (Including Bleed) =  
H5676 x W1080mm

Total Finished Size =  
H5590 x W1000mm

### Formulate Arch 2.7M

Website Ref: **Formulate20**



### Formulate Arch 2.7M

Website Ref: **Formulate20**

Overall = **W2.7m x H2.3m x D1.0m**


#### Graphics

Total Area (Including Bleed) =  
H3025 x W1080mm

Total Finished Size =  
H2935 x W1000mm

### Formulate Arch Triple

Website Ref: **Formulate21**



### Formulate Arch Triple

Website Ref: **Formulate21**

Overall = **W6.0m x H4.0m x D5.0m**

#### Graphics

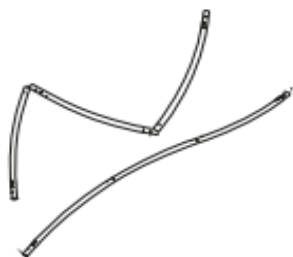
Total Area (Including Bleed) =  
3x H6675 x W1080mm

Total Finished Size =  
3x H6595 x W1000mm

**Assembly**

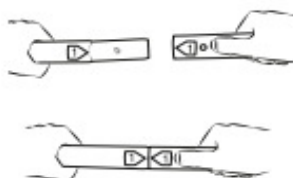
4x Simple Steps - **However; Full Instructions** are supplied with each order

**1**



1. Connect all Supplied Rod  
Tip - See Step 2

**2**



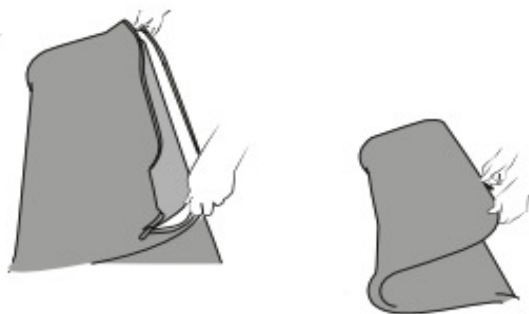
2. Rods are all numbered  
Assuming you have the frame assembled

**3**



3. Graphics - Use Gloves to avoid dirt etc

**4**



4. Graphics simply slide over the frame

**5**



5. Carry Bag or Bags are also supplied!

